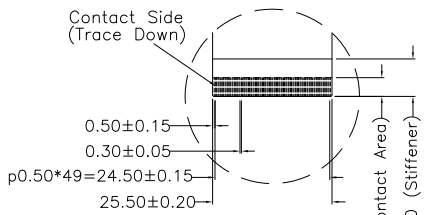
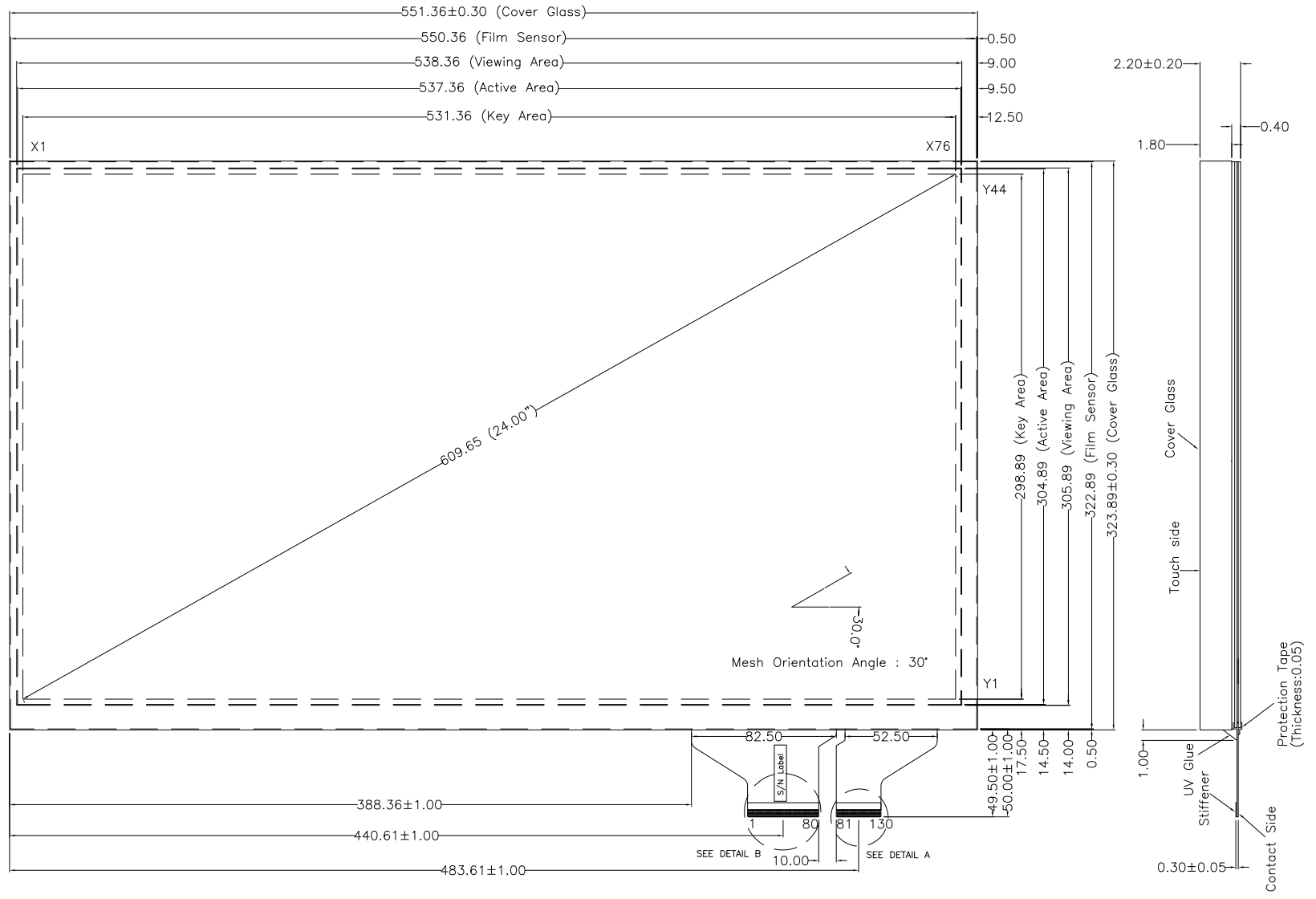
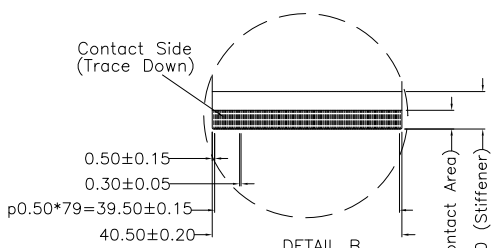


TOUCH SIDE VIEW

CONNECTOR PINOUT	
PIN#	DESIGNATION
1-2	Grounding Line
3-78	X1-X76
79	Blank
80	Grounding Line
81	Grounding Line
82	Blank
83-126	Y1-Y44
127-129	Blank
130	Grounding Line



DETAIL A



DETAIL B

NOTES:

1. INPUT MODE : PROJECTED CAPACITIVE
2. OVERALL THICKNESS : 2.20±0.20mm
3. COVER GLASS THICKNESS : 1.80mm
4. FRONT SURFACE : CLEAR
5. TAIL TYPE : GOLD PLATED FPC , ZIF
6. RECOMMENDED CONTROL BOARDS : PENMOUNT PM1700 SERIES
7. OTHER SPEC : SEE APPROVAL SHEET
8. PLEASE REFER TO AMT TOUCH SCREEN INTEGRATION GUIDES FOR SYSTEM MECHANICAL DESIGN AND ASSEMBLY METHODS



NO.	DATE	DESCRIPTION	CHK	TOLERANCES UNLESS SPECIFIED		DWG NO : P3025-A2-0-01
REVISION				.X	± 0.50	
CHIEF OF DESIGN	APPROVED	Jerry		.XX	± 0.50	
DRAWN BY	DATE	Nov. 19, 2014		.XXX	± 0.30	
SHEET 1 OF 1				ANGULAR		SCALE: N/S UNIT: mm

Apex Material Technology Corp.