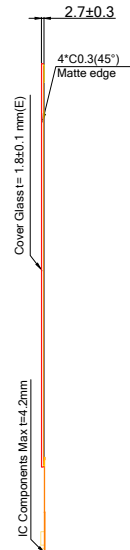
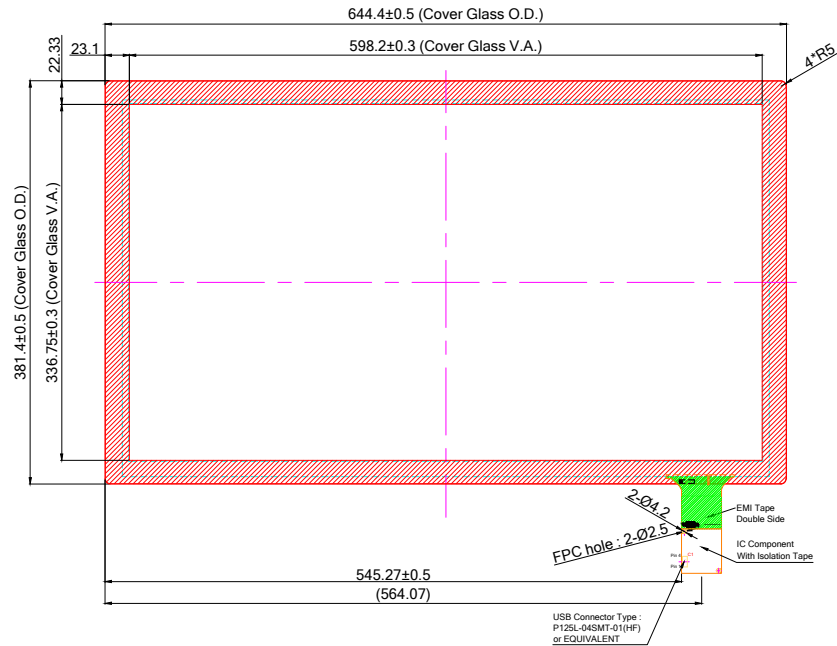
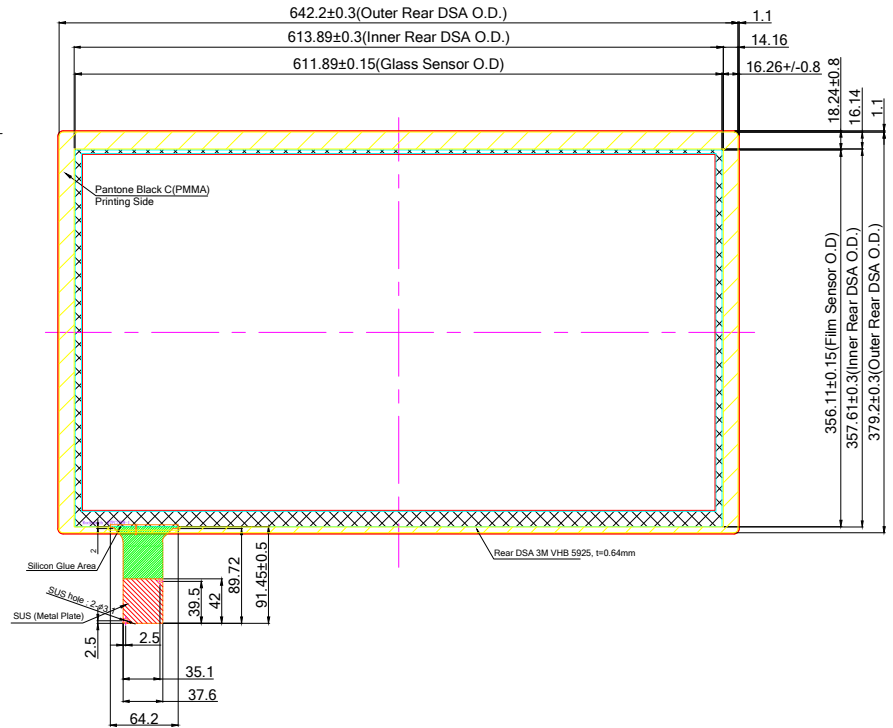


# Front VIEW



# Back VIEW



C1: Pin Define for USB 4 pin	
Pin 01	GND
Pin 02	D-
Pin 03	D+
Pin 04	VDD

- Spec:
- General O.D. Tolerance :  ±0.5
  - Border Type :  Matte
  - Glass Type :  C.S.
  - Surface treatment :  None
  - Background Printing :  PMMA  Color 1 :Pantone Black C
  - Logo Printing :  None
  - Transmittance Level : >85%
  - Important Notes :

- Note:
- Distance between LCD and Touch need to have minimum 1 mm otherwise thinner dimension can cause noise problem between LCD and touch screen
  - If customer put a front conductive bezel all around we need to have minimum thickness of 2mm, if the thickness is lower can cause interference
  - Refer to the integration guide to avoid any integration noise issue
  - Before mass production customer needs to ask custom firmware for his final machine

Customer Approval		Part Number #REV		RTPC270W-0001-C		#00		
Rev	Date	Person	Description					
v4	20221102	Matt	Correct Rear DSA PN					
v3	20220406	Jeff	Change Rear DSA O.D.					
v2	20211203	Matt	Change Rear DSA Design To One Piece Type					
v1	20210802	Jeff	Modify the Tolerance of Distance between CG O.D. to Sensor O.D.					
Signature	Date	Design By	Date	Check By	Date	Approved By		
	First Drawing	20210624	Jeff					

