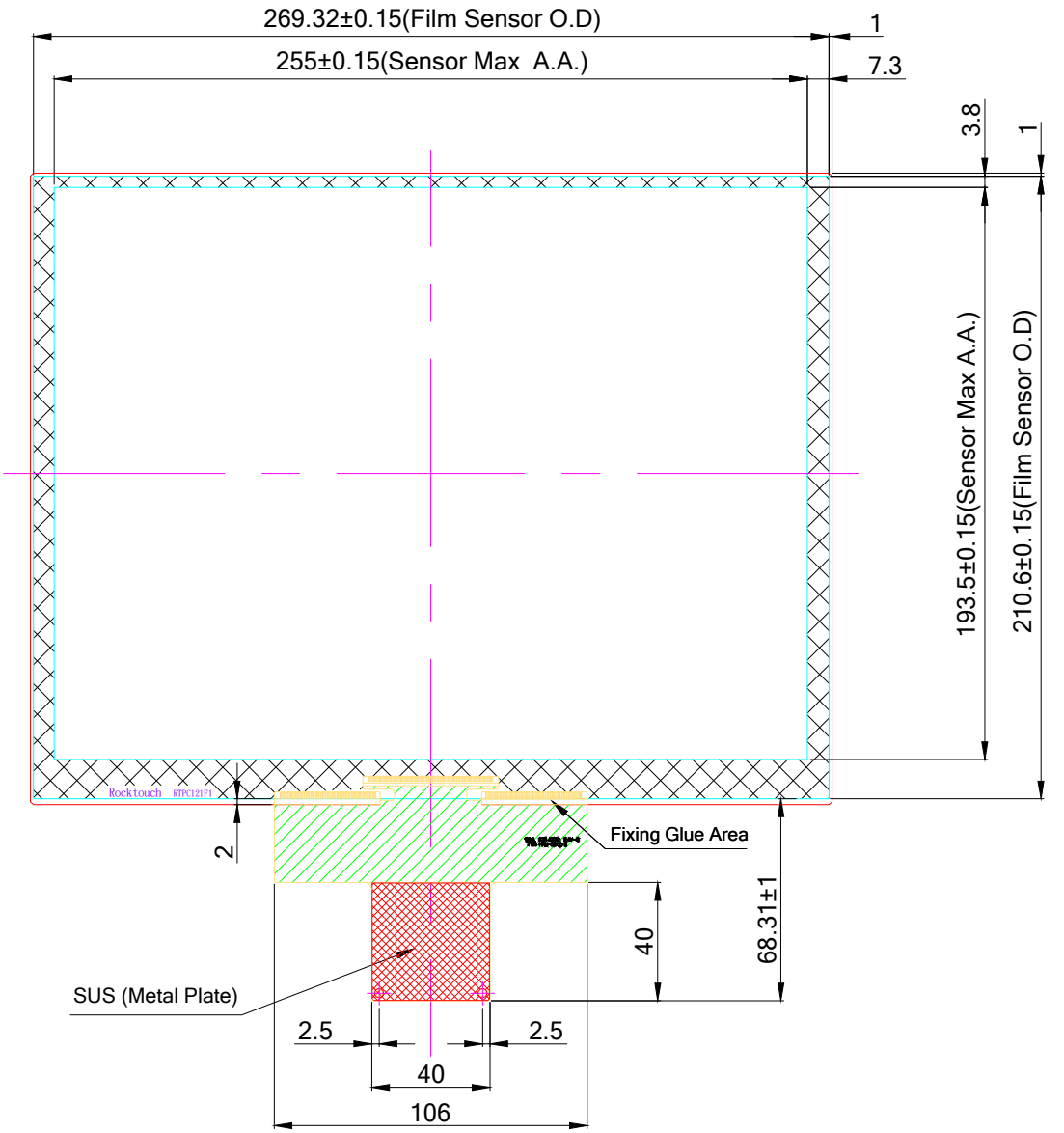
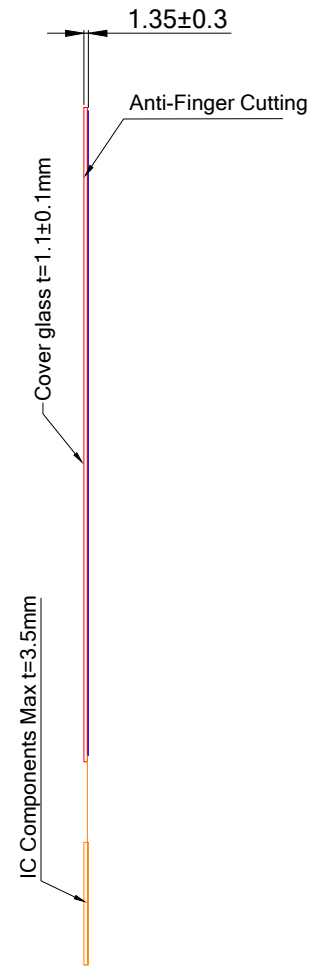
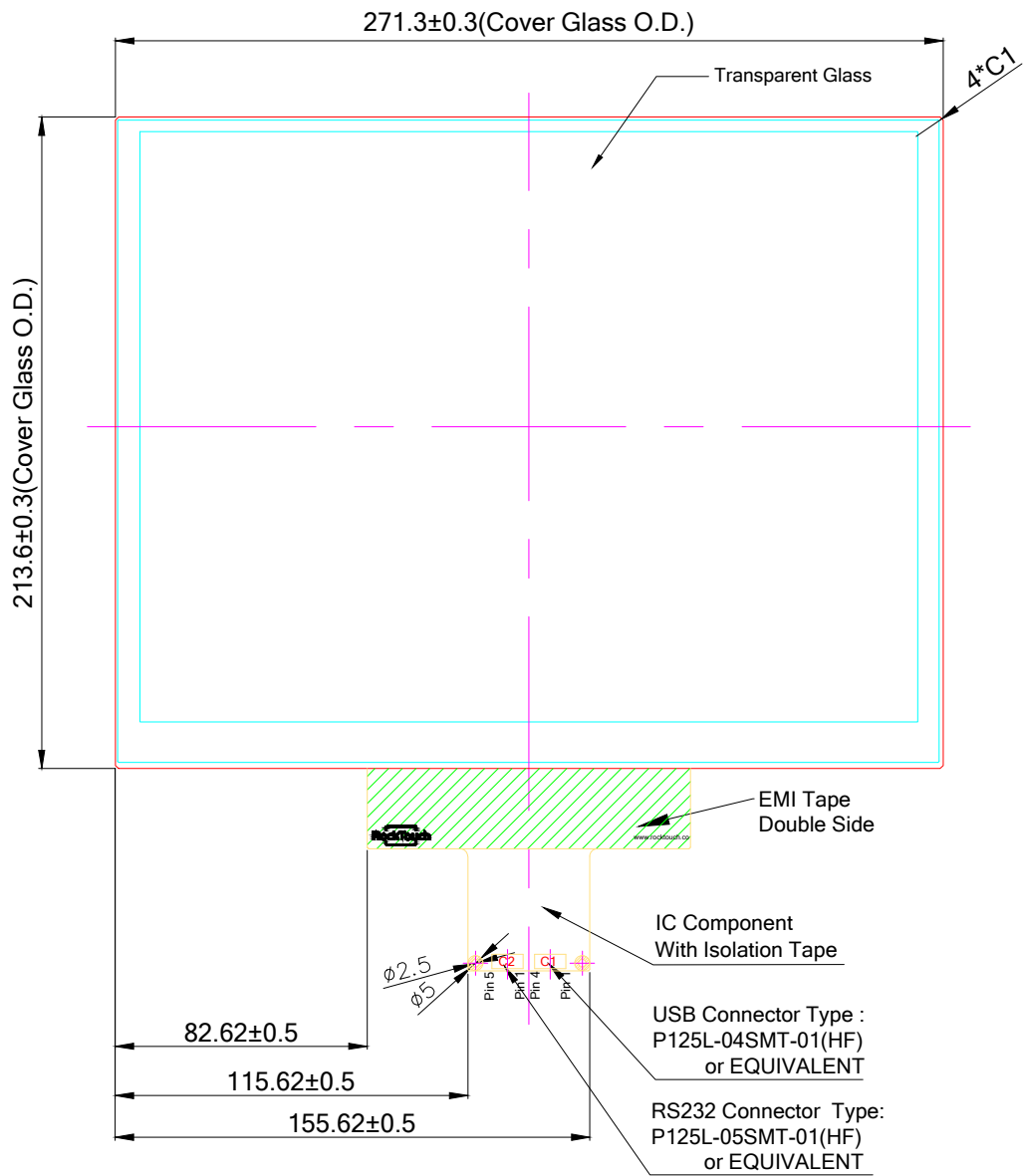


1 2 3 4 5 6 7 8

Front VIEW

Back VIEW



| C1: Pin Define for USB 4 pin | | C2: Pin Define for RS232 5 pin | |
|------------------------------|-----|--------------------------------|-------|
| Pin 01 | GND | Pin 01 | GND |
| Pin 02 | D- | Pin 02 | D-/Rx |
| Pin 03 | D+ | Pin 03 | D+/Tx |
| Pin 04 | VDD | Pin 04 | NC |
| | | Pin 05 | VDD |

- Spec:
- 1. General O.D. Tolerance : ±0.3
 - 2. Border Type : Matte
 - 3. Glass Type : C.S.
 - 4. Surface Treatment : None
 - 5. Background Printing : None
 - 6. Logo Printing : None
 - 7. Transmittance Level : >85%
 - 8. Important Notes :

- Note:
- A. Distance between LCD and Touch need to have minimum 1 mm otherwise thinner dimension can cause noise problem between LCD and touch screen
 - B. If customer put a front conductive bezel all around we need to have minimum thickness of 2mm, if the thickness is lower can cause interference
 - C. Refer to the integration guide to avoid any integration noise issue
 - D. Before mass production customer needs to ask custom firmware for his final machine

| Customer Approval | | Part Number | | RTPC121-R11001-UR | |
|-------------------|-----------|-------------|-------------|-------------------|------|
| Date | Rev. Date | Person | Description | | |
| Company | | | | | |
| Name | | | | | |
| Signature | Date | Design By | Date | Check By | Date |
| | 20200522 | Jeff | | | |
| | | | | Approved By | |



1 2 3 4 5 6 7 8