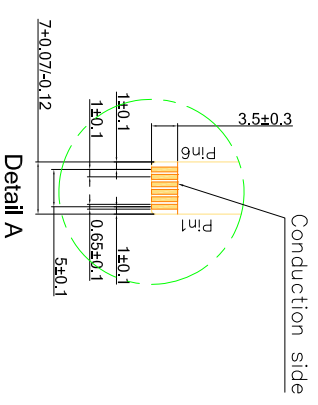
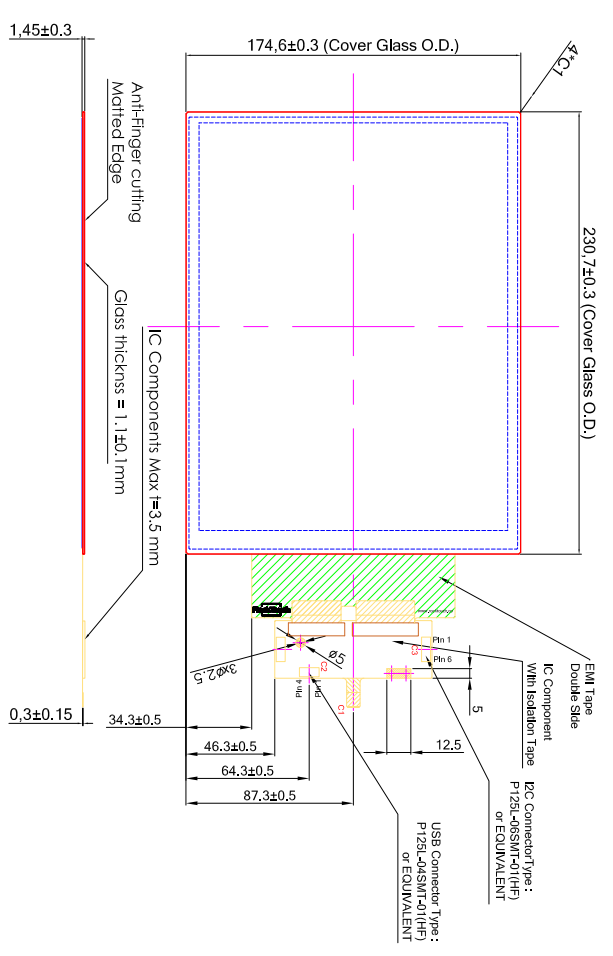
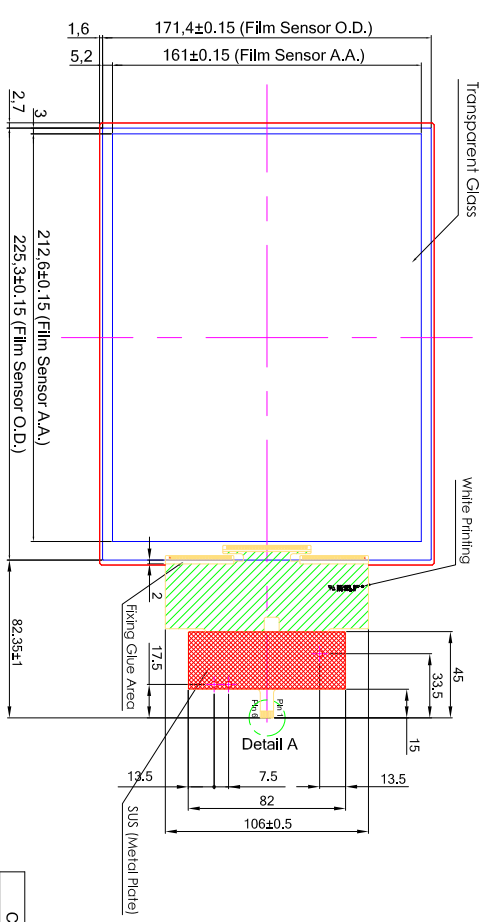


1 2 3 4 5 6 7 8

# FRONT VIEW



# BACK VIEW



Pin	Function	Pin	Function
C1: USB Interface	C2: Pin Define for USB 4 pin	C3: Pin Define for I2C 6 pin	
Pin 01	GND	Pin 01	GND
Pin 02	D-	Pin 02	SDA
Pin 03	D+	Pin 03	SCL
Pin 04	VDD(SV)	Pin 04	VDD(SV)
Pin 05	NC	Pin 05	INT
Pin 06	RST	Pin 06	RST

- Spec:
1. General O.D. Tolerance :  ±0.3
  2. Border Type :  Matte
  3. Glass Type :  C.S.
  4. Surface Treatment :  None
  5. Background Printing :  None
  6. Logo Printing :  None
  7. Transmittance Level :  >85%
  8. Important Notes :

- Note:
- A. Distance between LCD and Touch must be at least 1 mm otherwise touch will not work correctly
  - B. If customer put a front cover lens all around he need to use at least 2 mm Thick gasket between touch and metal frame
  - C. refer to the integration guide to avoid any integration noise issue
  - D. before mass production customer must provide machine for final firmware tuning or we must test in remote and tune final firmware

Date	Darwing Number
------	----------------

Customer Approval		Part Number		Description		RTPC104-0005-C		#00	
Date	Person	Reel Date	Person	Modify cover glass thickness from 3mm to 1.1mm					
Company Name		Company Name							
Signature		Signature							

Date	Design By	Checked By	Date	Approved By
2020/11/01	JDF			

