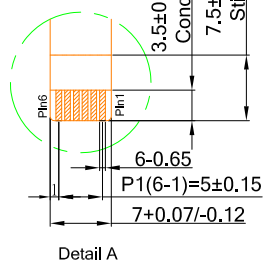
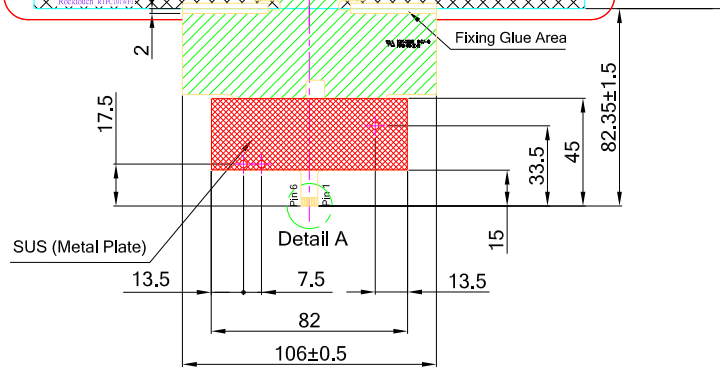
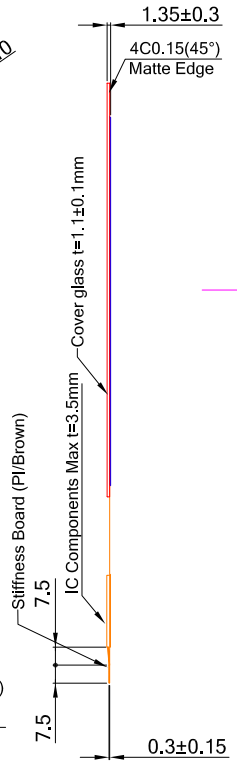
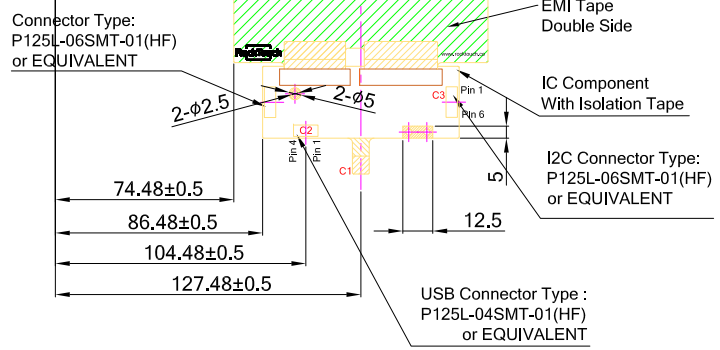
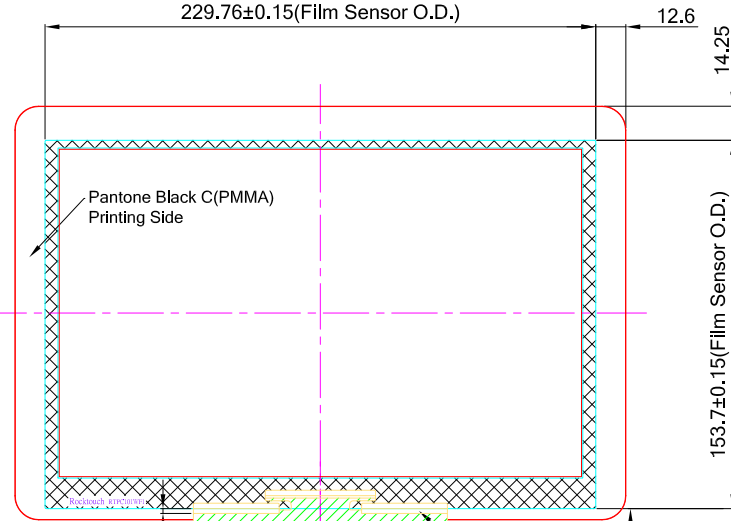
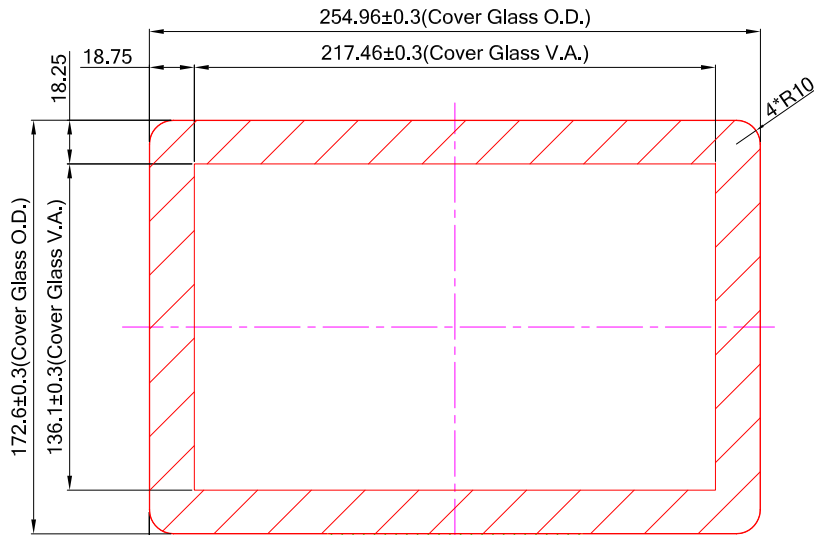


Front VIEW

Back VIEW



C1:USB Interface		C2: Pin Define for USB 4 pin		C3: Pin Define for I2C 6 pin	
Pin 01	GND	Pin 01	GND	Pin 01	GND
Pin 02	D-	Pin 02	D-	Pin 02	SDA
Pin 03	D+	Pin 03	D+	Pin 03	SCL
Pin 04	VDD(5V)	Pin 04	VDD	Pin 04	VDD(5V/3.3V) (3.2V Min.)
Pin 05	NC			Pin 05	INT
Pin 06	RST			Pin 06	RST

- Spec:
- General O.D. Tolerance : ±0.3
 - Border Type : Matte
 - Glass Type : C.S.
 - Surface Treatment : None
 - Background Printing : PMMA
 - Logo Printing : None
 - Transmittance Level : >85%
 - Important Notes :
- Color 1 : Pantone Black C

Note:

- Distance between LCD and Touch need to have minimum 1 mm otherwise thinner dimension can cause noise problem between LCD and touch screen
- If customer put a front conductive bezel all around we need to have minimum thickness of 2mm, if the thickness is lower can cause interference
- Refer to the integration guide to avoid any integration noise issue
- Before mass production customer needs to ask custom firmware for his final machine

Customer Approval		Part Number # Rev.		RTPC101WF1-R1-11BP1-C			
Date	Draw. Ver.	Date	Person	Description			
Company							
Name							
Signature	Date	Design By	Date	Check By	Date	Approved By	
First Drawing	20210623	Matt					