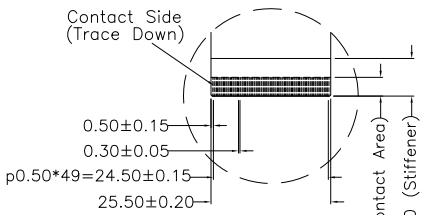
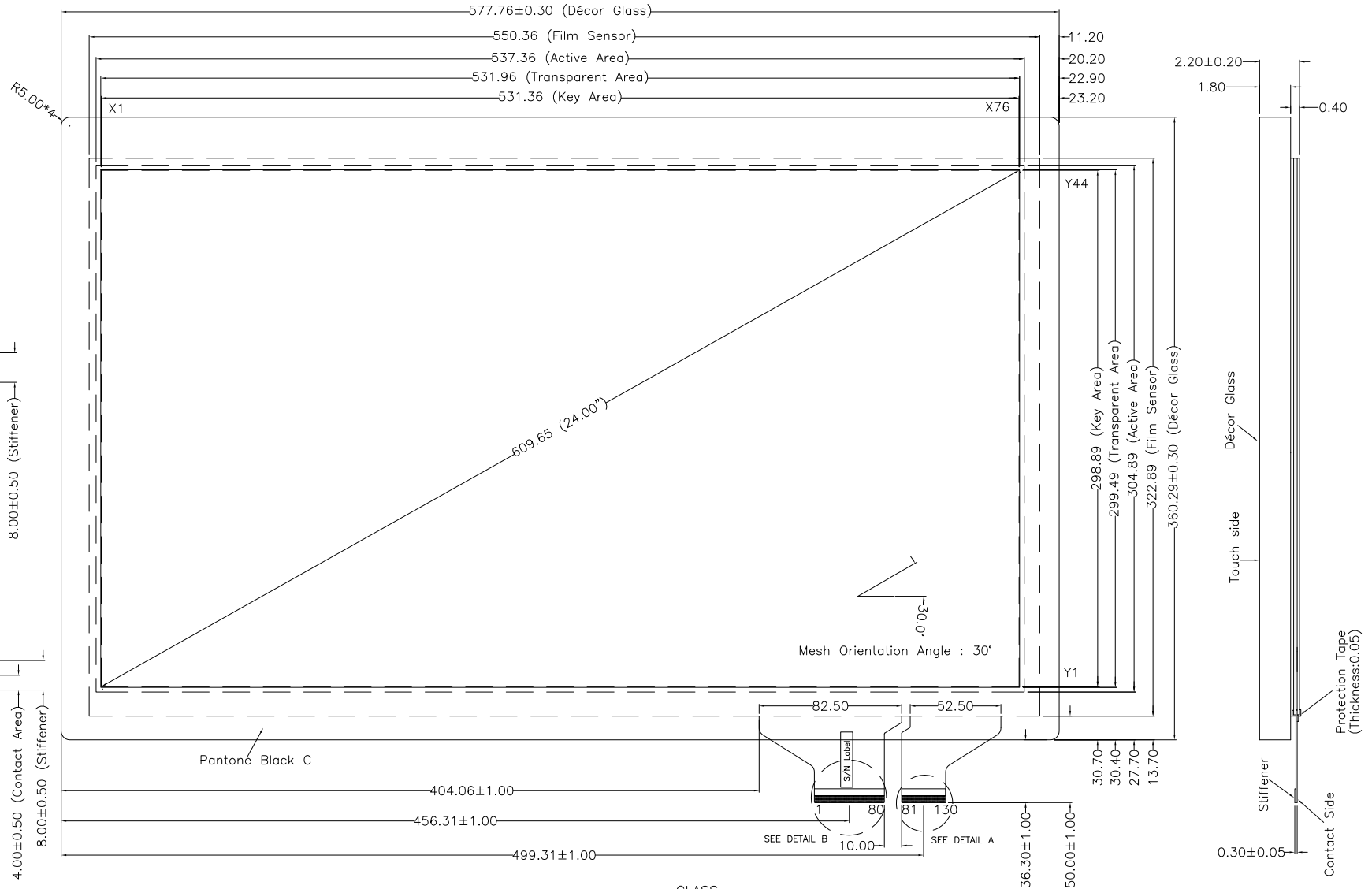
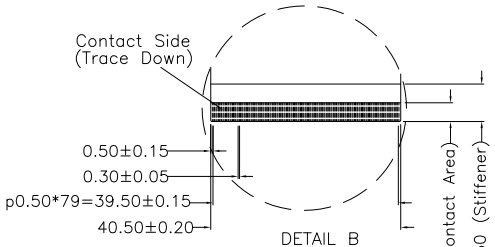


TOUCH SIDE VIEW

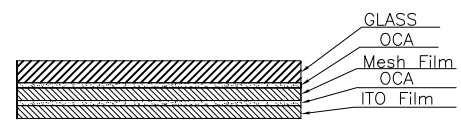
CONNECTOR PINOUT	
PIN#	DESIGNATION
1-2	Grounding Line
3-78	X1-X76
79	Blank
80	Grounding Line
81	Grounding Line
82	Blank
83-126	Y1-Y44
127-129	Blank
130	Grounding Line



DETAIL A



DETAIL B



CROSS-SECTION

- NOTES:
1. INPUT MODE : PROJECTED CAPACITIVE
  2. OVERALL THICKNESS : 2.20±0.20mm
  3. DÉCOR GLASS THICKNESS : 1.80mm
  4. FRONT SURFACE : CLEAR
  5. TAIL TYPE : GOLD PLATED FPC , ZIF
  6. RECOMMENDED CONTROL BOARDS : PENMOUNT PM1700 SERIES
  7. OTHER SPEC : SEE APPROVAL SHEET
  8. PLEASE REFER TO AMT TOUCH SCREEN INTEGRATION GUIDES FOR SYSTEM MECHANICAL DESIGN AND ASSEMBLY METHODS

REVISION				TOLERANCES UNLESS SPECIFIED		DWG NO : P3025-AG-0-011	
NO.	DATE	DESCRIPTION	CHK	.X	± 0.50		
CHIEF OF DESIGN				APPROVED	Grace	SCALE: N/S UNIT: mm	
DRAWN BY		Bruce	DATE	2017.07.06	.XX		± 0.50
					.XXX		± 0.30
SHEET 1 OF 1				ANGULAR			

Apex Material Technology Corp.